

RefLabCard®

Optimise your preanalytics

REFERENCE
LABORATORY
GENETICS

↑ Insert Flap Here ↑

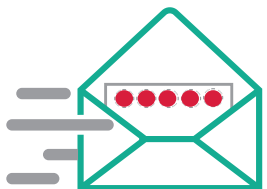
Name: _____

Simplicity, promptness and reliability

RefLabCard® offers the possibility to prepare and send your patients' blood samples in a simple, fast and reliable way.

Advantages of RefLabCard®




- ✓ Easy to prepare and send
- ✓ Allows you to carry out any type of genetic test
- ✓ High quality extraction of DNA equivalent to blood EDTA
- ✓ CE and IVD labelling








How to prepare your RefLabCard®





from EDTA blood...

-  Disinfect the patient's arm
-  Carry out the extraction of EDTA blood
-  Transfer 50 μ L of blood to each circle of the **RefLabCard®**

from capillary blood...

-  Disinfect the patient's finger
-  Prick one of the fingertips
-  Transfer 3 drops of blood to each circle of the **RefLabCard®**

...in both cases

-  Check the sample of each patient correctly
-  Leave the samples to dry at room temperature for two hours
-  Once dried, the samples must be placed in the protective transparent envelope
-  Lastly, place the samples in the pre-paid envelope and send to:

REFERENCE LABORATORY

Calle Pablo Iglesias 57, 08908
Hospitalet de Llobregat, Barcelona
Spain

How will you know whether your sample has been prepared correctly?

